

CEREAL BOX BOOK REPORT



FRONT OF BOX

- Include the name of the cereal and a picture.
- Invent a name for the cereal that is related to the title of the book and sounds like a cereal.
- Do not use the exact title of the book.
- Choose a shape for the cereal as well as colors and ingredients that all relate to the book.
- For example, for Harry Potter and the Sorcerer's Stone, you might invent a cereal called "Wizard Wands," a toasted oat cereal in the shape of miniature lightning bolts.



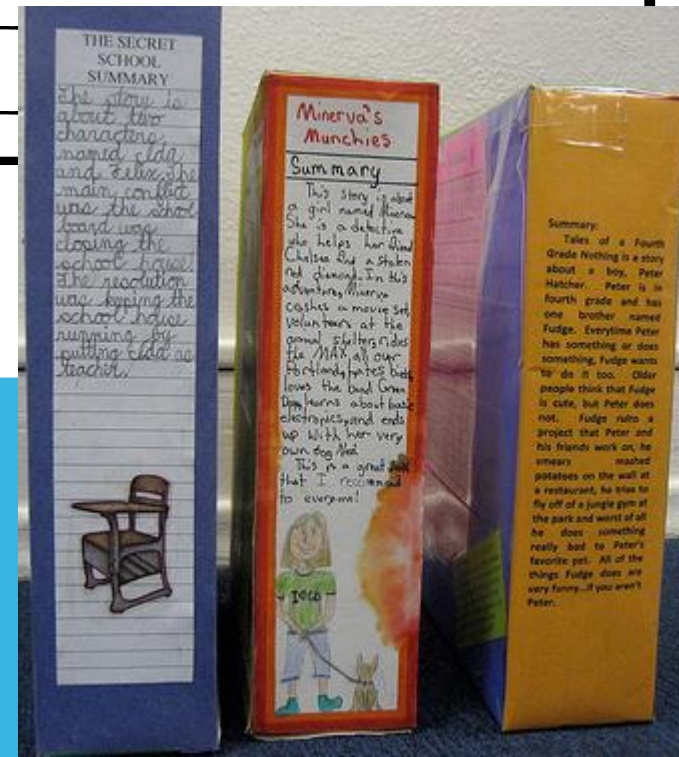
LEFT SIDE OF BOX

Left Side of Box: Cut out this box and place in on the left side of your cereal box.

Write a summary that describes the main problem and how the problem was solved. Try to use words that will "grab" the readers' attention and make them want to buy your cereal.

Summary of Book: _____

- Write at least a 1 paragraph summary that describes the main problem and the solution of the book. (Must include at least 5 complete sentences.)



TOP OF BOX

Title of Book: _____

Author: _____ # of Pages: _____

★ ★ ★ ★ ★


- Include the Title
- Author
- Number of pages
- Number of stars you would give this book if you were a book critic. The maximum number of stars would be 5.

Title of Book: 20,000 Leagues Under the Sea

Author: Jules Verne # of Pages: 279

Rating: ★ ★ ★ ★ ★

Right Side of Box

Cut out this box and place in on the right side of your cereal box. 

Characters:

List the main characters and write a sentence about each one. For example, if you were using the story "Charlie and the Chocolate Factory," you might include the following characters:

Charlie Bucket: He is a poor boy who finds the last golden ticket and wins a trip to Willy Wonka's Chocolate Factory.

Willy Wonka: He is the lively owner of the chocolate factory who allows six children and a member of their family to spend a day at his magical factory.

Setting:

Use complete sentences to tell where the story takes place. You may find that there is more than one setting in the story. For example, if you were using the story "Charlie and the Chocolate Factory," you might write:

The beginning of the story takes place in Charlie Bucket's very small house that he shares with his large family. Once Charlie finds the golden ticket and wins the contest, the rest of the story takes place in Willy Wonka's amazing chocolate factory.

INGREDIENTS

CHARACTERS:

[illegible]

SETTING:

[illegible]


PRIZE

- Prize: Cereal boxes often include a prize.
- Your prize must be something the main character could have used in the book or something that reminds you of the main character.
- You can even include a picture of the prize on the front of your box to let the reader know what is inside the box.



BACK OF BOX

- Design a game that is based on the story.
- It can be a puzzle, word search, word scramble, maze, crossword puzzle, hidden picture illustration, or any other fun activity that might be found on the back of a cereal box.
- Make sure that it includes information from the book.



CEREAL BOX COMMERCIAL

- Students will share their project by doing a 3-4 minute commercial for their cereal.
- Students should practice their commercials at home to make sure of the timing.
- The goal is to make other students really want to buy the cereal (read the book).
- Use the following guidelines for writing the commercial:
 - Share exciting elements from the book – the problem, important scenes, interesting characters, etc.
 - Be energetic! Try to convince the audience to buy the cereal whether you liked the book or not.
 - Cereal has nutritional value and is “good for the body.” Tell your classmates why this book would be good for them!
 - (Optional) Be a character from the book to help you “s
- If you prefer to type your commercial or write it on index cards, that is fine. You will not need to turn in a draft of your commercial. Your grade on this part of the project will be based on how well you present your commercial to the class.



THE FOLLOWING IS A SUGGESTED SCHEDULE FOR COMPLETING THE CEREAL BOX PROJECT:

➤ Step 1:

- Become familiar with your project and due dates
- Choose a Book for your report
- Wrap your box (like you would wrap a present), in white or colorful paper

➤ Step 2:

- What will you name your cereal?
- "Talk/think about the character YOU will be in your book commercial presentation. Think what personality you would like to show audience.
- Think about what kinds of props that might be fun to use.
- Keep discussing your project up until the final day of presentation. You will find that ideas continue to form and refine themselves as the days pass.

➤ Step 3:

- Two sides of five completed (choose top, left side, right side, back, or front)
- Before gluing it onto your box, make sure that it is your best work, and is not a rough draft.

➤ Step 4:

- Do the rest of the five sides

PRESENTATION

➤ Step 5:

- Write your Presentation... no longer than a minute or two
- Think about the props you will use for your presentation (These do NOT need to be elaborate, but are there to lend “flavor” to your presentation).

➤ Step 6:

- Read and refine your written presentation.

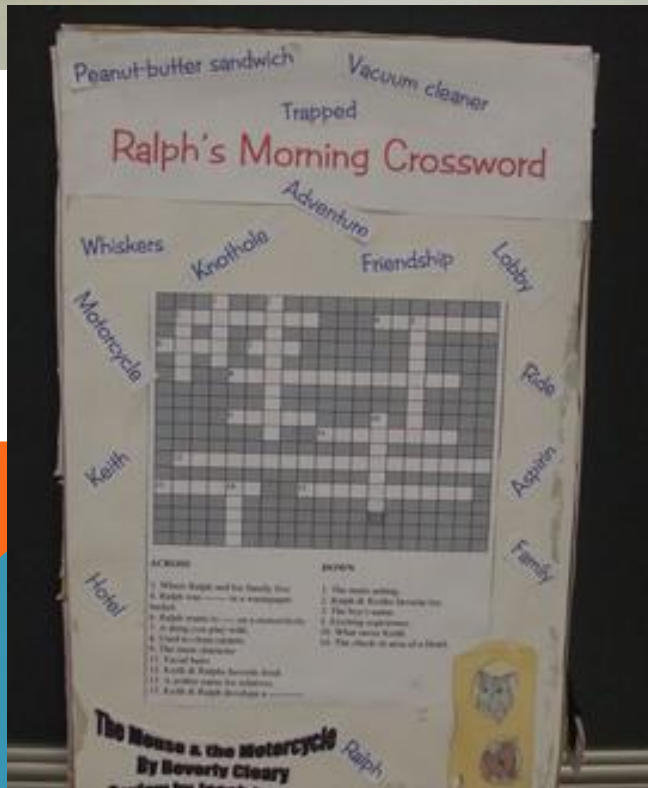
➤ Step 7:

- Practice,
- Practice,
- Practice,
- Practice (project your voice and smile!)



EXAMPLE





SEA CRUNCH

10¢ OFFICIAL COUPON SEP 15
BOX TOPS
EDUCATION

PRIZE
INSIDE!!!

DIVING SUB

The Original
1950's
Classic
Prize

WARNING:
Do not use this product in or near water.



Scrambled Brain Coral

hskar
aes etort
ceerbie
nitga dsugi
aes ruucemb
sqidu klmi
nastiutl
hips rekew
agin ilape
erpsm wehla
maasbiure
craol
mmaAhh iconLla

Ocean Hunt

SEAWEED
CRAB
FISH
PEARL
WHALES
SHELLS
SHARK
ICEBERG
SQUID
SEA CUCUMBER
SQUIDMILK
ATLANTIS
SHIPWRECKS
SUBMARINE
CORAL
TURTLES
SPEARFISH
DIVING
SUIT

elsuttr
rasop uuo
vialgi uuo
necleswa
nace
eles
bth
chies